


R.T.E.SOCIETY'S ARTS, SCIENCE & COMMERCE COLLEGE, RANEBENNUR
TOTAL EXPENDITURE EXCLUDING SALARY COMPONENT YEAR WISE FROM 2017-18 TO 2021-2022


Sl.No.	Year	Total Expenditure	Salary	Others Expenditure	Closing Balance	Net Expenditure
1	2017-2018	50796757.47	30234274.00	5579343.00	11619738.77	3363401.70
2	2018-2019	90440531.57	69932285.00	4279089.00	13300120.77	2929036.80
3	2019-2020	65231187.77	44122057.00	4158634.00	11031795.47	5918701.30
4	2020-2021	102470285.47	85407600.00	1870020.00	9107631.00	6085034.47
5	2021-2022	82715465.00	66230715.00	3870981.00	10114836.00	2498933.00

The above said expenses have been extracted the balance sheets or income & expenditure statements of the institute. The same have been attached as proof and relevant account heads have been attached. In the balance sheet the particular account head may include other expenses of the same nature.


Date: 05-05-2023

Place : Ranebennur


PRINCIPAL
 R.T.E. Society,s Arts, Science &
 Commerce Degree College, RANEBENNUR



M/s. UMASHANKAR & CO.
 CHARTERED ACCOUNTANTS
 Firm Reg. No. 004456S


 (ADARSH HIREMATH)
 PARTNER, M. No: 241601

